

Lawn Tractors > Cub Cadet > 104

Cub Cadet 104

[Tractors](#) [Lawn Tractors](#) [Compare](#) [Articles/News](#) [Tractor Shows](#) [Contact](#)

[Overview](#) | [Engine](#) | [Transmission](#) | [Dimensions](#) | [Photos](#) | [Attachments](#)



1967 - 1969
1X4/1X5 Series
Garden tractor

Series map:

106↑ 1969-1971

72

104

105

7.0hp

10.0hp

10.0hp

102↓ 1965-1967

Production

Manufacturer Cub Cadet (a part of International Harvester)

Garden tractor

Built in Louisville, Kentucky, USA

Cub Cadet 104 Engine

10HP Kohler 391cc 1-cyl gasoline

Fuel tank 1.625 gal
6.2 L



[Engine details ...](#)

Cub Cadet 104 Transmissions

3-speed gear

6-speed creeper



[Transmission details ...](#)

Mechanical

Two-wheel drive

Steering manual

Dry disc brakes

Open operator station with vinyl-padded fiberglass seat.

Photos



TractorData.com



[Cub Cadet 104 photos...](#)

[Hydraulics](#)

[Tractor hitch](#)

Type	optional
Pressure	400 psi 27.6 bar
Pump flow	2.5 gpm 9.5 lpm

Power Take-off (PTO)

Rear PTO	transmission
Clutch	dry disc
Rear RPM	525
Front PTO	independent
Clutch	mechanical
Front RPM	3600

Type	Cub Cadet three-point
------	-----------------------

Dimensions & Tires

Wheelbase	43 inches 109 cm
Weight	605 lbs 274 kg
Front tire	4.80x4.00-8
Rear tire	6-12



[Full dimensions and tires ...](#)

Cub Cadet 104 attachments

38" mid-mount mower deck

42" mid-mount mower deck

48" mid-mount mower deck

snowblower

blade



[Attachment details ...](#)

104 Serial Numbers

1967	218010
1968	225056
1969	280840
Final	306085

[FAQ: How to read a serial number table.](#)

104 Serial Location



Serial number plate mounted on the rear drive housing.

Electrical

Ground	negative
Charging system	generator
Charging amps	15

References



more POWER to you! published in 1967, by Cub Cadet

Operator's Manual International Cub Cadet 72, 104, 105, 124 and 125 Tractors (1 082 659 R2) published in 1968

Cub Cadet Lawn and Garden Tractors published in 1967, by International Harvester

Spring 1969 Buyer's Guide published by International Harvester

Page information



Copyright 2023 TractorData.com®

TractorData is a family-owned small business located in Minnesota that has been providing reference information on tractors since 1999.

Peter Easterlund - owner/author

Email: Peter@TractorData.com

Updated on July 14, 2022



https://www.cubcadet.com/en_US/operatorsmanuals
- Official operator manuals for download from Cub Cadet.

©2000-2023 - TractorData.com®. Notice: Every attempt is made to ensure the data listed is accurate. However, differences between sources, incomplete listings, errors, and data entry mistakes do occur.

Consult official literature from the manufacturer before attempting any service or repair.

Cub Cadet 104 Engine

Overview | **Engine** | Transmission | Dimensions | Photos | Attachments



1967 - 1969
 1X4/1X5 Series
 Garden tractor

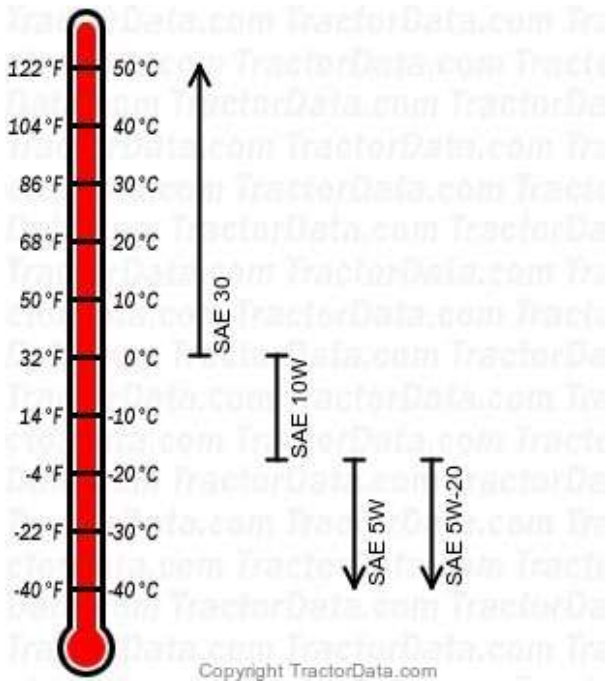
Series map:	106↑ 1969-1971
72 7.0hp	104 10.0hp
	105 10.0hp
	102↓ 1965-1967

Engine Detail

Kohler K241AS
 gasoline
 1-cylinder
 air-cooled

Displacement	391 cc 23.9 ci
Bore/Stroke	3.25x2.875 inches 83 x 73 mm
Power	10 hp 7.5 kW
Rated RPM	3600
Idle RPM	1000-3800
Starter volts	12
Sparkplug	Champion H-10
Sparkplug gap	0.025 inches 0.635 mm
Point gap	0.020 inches 0.508 mm
Intake valve clearance	0.010 inches (cold) 0.254 mm
Exhaust valve clearance	0.020 inches (cold) 0.508 mm

Engine Oil



Oil capacity	1.5 qts 1.4 L
Oil change	30 h

Page information



Copyright 2023 TractorData.com®

TractorData is a family-owned small business located in Minnesota that has been providing reference information on tractors since 1999.

Peter Easterlund - owner/author

Email: Peter@TractorData.com

Updated on July 14, 2022

©2000-2023 - TractorData.com®. Notice: Every attempt is made to ensure the data listed is accurate. However, differences between sources, incomplete listings, errors, and data entry mistakes do occur.

Consult official literature from the manufacturer before attempting any service or repair.

Lawn Tractors > Cub Cadet > 104

Cub Cadet 104 Transmission

[Tractors](#) [Lawn Tractors](#) [Compare](#) [Articles/News](#) [Tractor Shows](#) [Contact](#)

[Overview](#) | [Engine](#) | [Transmission](#) | [Dimensions](#) | [Photos](#) | [Attachments](#)



1967 - 1969
1X4/1X5 Series
Garden tractor

Series map:	106↑ 1969-1971	
72 7.0hp	104 10.0hp	105 10.0hp
	102↓ 1965-1967	

Transmissions overview

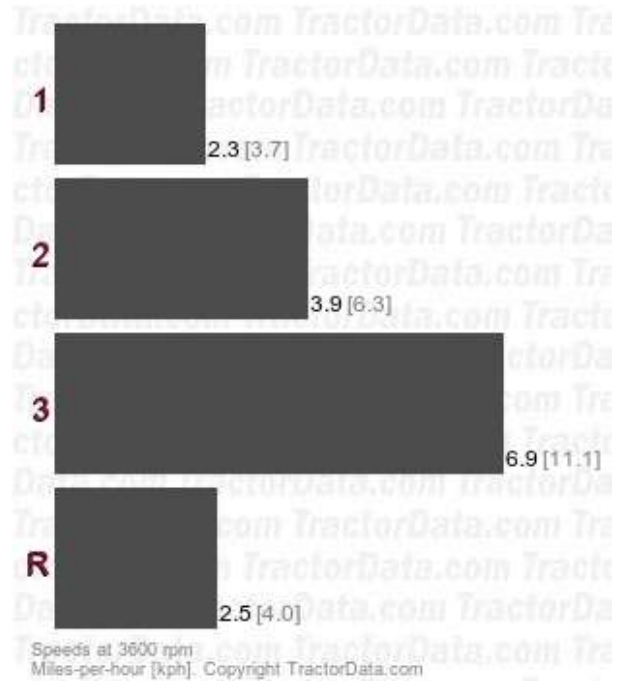
- 3-speed gear
- 6-speed creeper

Transmission


Type	shaft-driven gear
Gears	3 forward and 1 reverse
Clutch	4.5-inch dry disc
Oil capacity	3.5 qts 3.3 L

Three-speed transmission operated by gear shift lever and combination clutch/brake pedal. Tractor must be stopped, and clutch used, to shift.

Speeds



104 Transmission Controls



TractorData.com

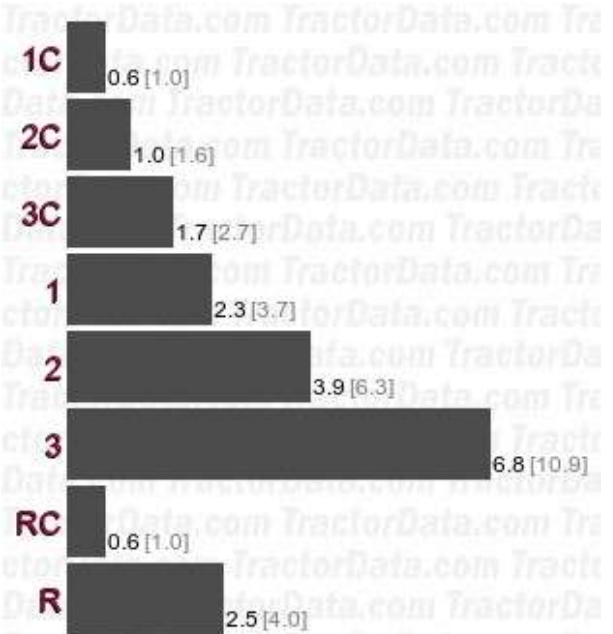
- 1 Clutch/brake
- 2 Throttle
- 3 Gear shift

Transmission

Type	creeper
Gears	6 forward and 2 reverse
Clutch	4.5-inch dry disc

Optional creeper adds an additional low range to the base transmission. Creeper drive is engaged when creeper shift lever is pulled to the rear.

Speeds



Speeds at 3600 rpm
Miles-per-hour [kph]. Copyright TractorData.com

Cub Cadet 104 Dimensions

[Overview](#) | [Engine](#) | [Transmission](#) | [Dimensions](#) | [Photos](#) | [Attachments](#)



1967 - 1969
1X4/1X5 Series
Garden tractor

Series map: 106↑ 1969-1971
72 104 105
7.0hp 10.0hp 10.0hp
102↓ 1965-1967

Cub Cadet 104 Tires

Lawn/turf front 4.80x4.00-8
Lawn/turf rear 6-12

Dimensions

Wheelbase	43 inches 109 cm
Length	64 inches 162 cm
Width	33.25 inches 84 cm
Height (steering wheel)	39.75 inches 100 cm
Weight	605 lbs 274 kg
Ground clearance	6 inches 15 cm
Rear tread	27 inches 68 cm

Page information



Cub Cadet 104 Attachments

Overview | Engine | Transmission | Dimensions | Photos | Attachments



1967 - 1969

1X4/1X5 Series

Garden tractor

Series map:

106↑ 1969-1971

72

7.0hp

104

10.0hp

105

10.0hp

102↓ 1965-1967

Attachment overview

38" mid-mount mower deck

42" mid-mount mower deck

48" mid-mount mower deck

Snowblower

Blade

Garden tractors are capable of using tillers, plows, or other ground-engaging attachments. TractorData does not list details of these attachments.

38" Mower deck

Cub Cadet 38QA

38 inches

96 cm

3-blade

manual lift

Cut height: 1 to 4 inch

2 to 10 cm

42" Mower deck

Cub Cadet 42QA

42 inches

106 cm

3-blade

manual lift

Cut height: 1 to 4 inch

2 to 10 cm

48" Mower deck

Cub Cadet 48QA

48 inches

121 cm

3-blade

manual lift

Cut height: 1 to 4 inch

2 to 10 cm

42" Blade

Cub Cadet

front-mount

42 inches width

106 cm

16 inches height

40 cm

manual-lift

manual-angle

36" Snow blower

Cub Cadet

42" Snow blower

Cub Cadet

36 inches width
91 cm

front-mount
manual-lift

42 inches width
106 cm

front-mount
manual-lift

Page information



Copyright 2023 TractorData.com®

TractorData is a family-owned small business located in Minnesota that has been providing reference information on tractors since 1999.

Peter Easterlund - owner/author

Email: Peter@TractorData.com

Updated on July 14, 2022

©2000-2023 - TractorData.com®. Notice: Every attempt is made to ensure the data listed is accurate. However, differences between sources, incomplete listings, errors, and data entry mistakes do occur.

Consult official literature from the manufacturer before attempting any service or repair.